

What time is it ?

It's

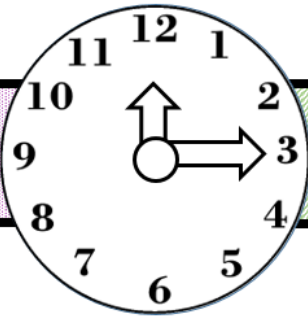
This block contains a clock face with numbers 1 through 12 arranged in a circle. A small circle is in the center. To the left of the clock is a purple arrow-shaped box with the text "What time is it ?". To the right is a green arrow-shaped box with the text "It's".

What time is it ?

It's

This block contains a clock face with numbers 1 through 12 arranged in a circle. A small circle is in the center. To the left of the clock is a white arrow-shaped box with the text "What time is it ?". To the right is a white arrow-shaped box with the text "It's".


What time is it ?



It's

The top sign features a purple arrow-shaped box on the left containing the text "What time is it ?". To its right is a circular analog clock with numbers 1 through 12. The hour hand points to 12 and the minute hand points to 3. Further right is a green arrow-shaped box containing the text "It's".

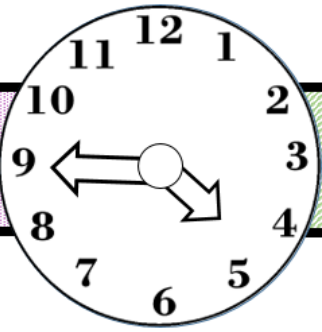
What time is it ?



It's

The bottom sign features a white arrow-shaped box on the left containing the text "What time is it ?". To its right is a circular analog clock with numbers 1 through 12. The hour hand points to 6 and the minute hand points to 3. Further right is a white arrow-shaped box containing the text "It's".


What time is it ?



It's

The image shows a worksheet for telling time. On the left, a vertical rectangular bar is attached to a horizontal arrow-shaped bar pointing to the right. The left part of the horizontal bar is purple and contains the text 'What time is it ?'. The right part is green and contains a rectangular box with the text 'It's'. In the center, a circular analog clock face is shown with numbers 1 through 12. The hour hand is positioned between 9 and 10, and the minute hand is pointing exactly at 3.

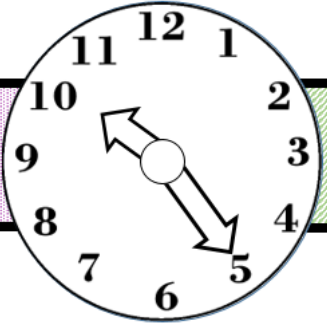
What time is it ?



It's

The image shows a second worksheet for telling time, identical in layout to the first. It features a vertical rectangular bar on the left and a horizontal arrow-shaped bar on the right. The left part of the horizontal bar contains the text 'What time is it ?'. The right part contains a rectangular box with the text 'It's'. In the center, a circular analog clock face is shown with numbers 1 through 12. The hour hand is positioned between 12 and 1, and the minute hand is pointing exactly at 3.


What time is it ?



It`s

The image shows a worksheet for learning to tell time. It features two rows. The top row has a purple arrow-shaped box on the left containing the text 'What time is it ?'. To its right is a circular analog clock with numbers 1 through 12. The hour hand is positioned between 10 and 11, and the minute hand is pointing exactly at 2. To the right of the clock is a green arrow-shaped box containing the text 'It`s'. The bottom row is identical in layout but with a white background for the arrow-shaped boxes.

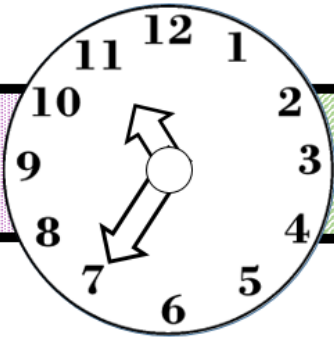
What time is it ?



It`s

The image shows a second worksheet for learning to tell time. It features two rows. The top row has a white arrow-shaped box on the left containing the text 'What time is it ?'. To its right is a circular analog clock with numbers 1 through 12. The hour hand is positioned between 1 and 2, and the minute hand is pointing exactly at 10. To the right of the clock is a white arrow-shaped box containing the text 'It`s'. The bottom row is identical in layout but with a white background for the arrow-shaped boxes.


What time is it ?



It's

The top section of the worksheet features a vertical rectangular bar on the left. To its right is a purple arrow-shaped box containing the text "What time is it ?". Further right is a circular analog clock with numbers 1 through 12. The hour hand is positioned between 10 and 11, and the minute hand is pointing at 2. To the right of the clock is a green arrow-shaped box containing the text "It's".

What time is it ?



It's

The bottom section of the worksheet features a vertical rectangular bar on the left. To its right is a white arrow-shaped box containing the text "What time is it ?". Further right is a circular analog clock with numbers 1 through 12. The hour hand is positioned between 1 and 2, and the minute hand is pointing at 10. To the right of the clock is a white arrow-shaped box containing the text "It's".